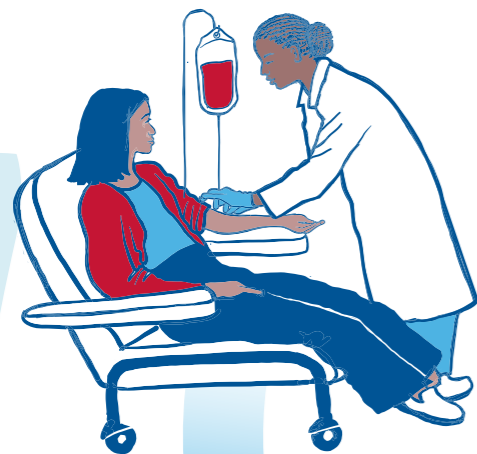


CAR-T Patient Journey

Start your journey with counselling and have a chat with your physician and nurse to answer any questions and explain the process.

1

Apheresis – your white blood cells are collected in hospital



2

You return home while the treatment is manufactured



How CAR-T cells are manufactured


1/ In a laboratory, your T-cells are isolated and activated



2/ T-cells are engineered with a chimeric antigen receptor (CAR) gene



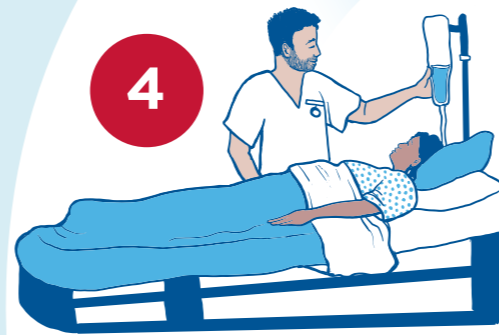
3/ CAR T-cells are multiplied and grown in number



4/ CAR T-cells are frozen and sent back to the hospital where you will receive your CAR T treatment



4



Infusion - In a hospital, the CAR T-cell therapy manufactured from your own blood cells is given to you through an infusion

3



You receive a therapy, such as chemotherapy to prepare your body for CAR T-cell therapy

5

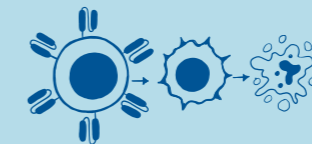


Possible Side Effects

You will be closely monitored by the healthcare team and side effects will be managed. You may stay in the hospital for a week or two depending on the side effects you may experience

Please read the patient information leaflet for more details

How CAR-T cells work



CAR T-cell therapy can help your immune system recognise and target cancer cells

6



Before leaving the hospital, you will discuss with your healthcare team how to manage possible side effects as well as ongoing care and follow-up

7



After you are discharged from hospital your healthcare team will follow up regularly with you and monitor you for any side effects

Reporting of side effects

If you get any side effects, talk to your doctor, pharmacist or nurse.

GILEAD and the GILEAD logo are trademarks of Gilead Sciences, Inc. KITE and the KITE logo are trademarks of Kite Pharma, Inc © 2024 Gilead Sciences, Inc. All rights reserved.
BE-UNB-1295 July 2024